






## TIMEDSURGERY

### DIRECT PULSED-MODE PROGRAMME DATA


	Mode	Hundredths of a second	Function	Power Watts	Electromaniple	Monopolar/ Bipolar	Book Section	CD ROM
Treatment of telangiectasias of the face	Direct	Pulsed 5/29	Coag microelectrodes	7	EM 10 Green	Monopolar	15-16	
<i>Comment:</i> Enables facial telangiectasias to be eliminated without leaving scars. The electromaniple penetrates as deeply as is necessary to coagulate the ectatic capillary. Two or more emissions are generated according to the diameter of the vessel. Timedsurgical treatment is preceded by a few sessions of bisclerotherapy, if the diameter of the vessels is adequate.								
Epilation of the face and body	Direct	Pulsed 25/67	Coag microelectrodes	3÷5	EM 10 Green	Monopolar	21	
<i>Comment:</i> Definitive epilation can be achieved without leaving any traces. Faster than timed epilation.								
Scar levelling (timedsurgical resurfacing)	Direct	Pulsed 0.3/5.3	Cut	50-72	EM 15	Monopolar	23	
<i>Comment:</i> Residual acne scars and raised scars can be levelled by means of timedsurgical resurfacing. As the deep tissues are not heated, healing is rapid.								
Repigmentation of vitiligo (pulsed timedsurgical de-epithelialisation)	Direct	Pulsed 4/9	Coag microelectrodes	1 or 2	EM 10 Yellow (bent at an angle)	Monopolar	25	
<i>Comment:</i> Pulsed timedsurgical de-epithelialisation enables the epidermis to be removed while leaving intact the dermal papillae and the capillary-papillary plexus. The dermal base created by this technique enables grafts of autologous keratinocytes and melanocytes to take root perfectly and allows repigmentation of stabilised vitiligo and achromic skin.								

## TIMEDSURGERY

### DIRECT PULSED-MODE PROGRAMME DATA

	Mode	Hundredths of a second	Function	Power Watts	Electromaniple	Monopolar/ Bipolar	Book Section	CD ROM
Elimination of lentiginos of the hands	Direct	Pulsed 4/9	Coag microelectrodes	1 - 3	EM 15	Monopolar	26.2	
	Direct	Pulsed 03/5.3	Coag microelectrodes	27 or 38	EM 15	Monopolar	26.2	

*Comment:* Senile patches on the hands are often not epidermal but dermal-epidermal, and require two treatment sessions. Leaving the coagulated epidermis in place has a protective function and allows the patient to use the hands freely after a few days.

Elimination of tattoos (timedsurgical resurfacing)	Direct	Pulsed 0.3/5.3	Coag microelectrodes	27 or 38	EM 15	Monopolar	27	
--	--------	----------------	----------------------	----------	-------	-----------	----	---



*Comment:* Professional, amateur and traumatic tattoos can be safely removed by means of timedsurgical resurfacing. On its first sweep, the tip of the electromaniple brushes the skin, de-epithelialising it. On subsequent sweeps, the tip of the electromaniple skims over the dermis, generating the micro-arc that is characteristic of resurfacing. An area already treated must not be re-treated within 2 months of re-epithelialisation.

Elimination of wrinkles from the eyelids (pulsed timedsurgical de-epithelialisation)	Direct	Pulsed 4/9	Coag microelectrodes	1	EM 10 Yellow (bent of an angle)	Monopolar	28	
--	--------	------------	----------------------	---	---------------------------------	-----------	----	--

*Comment:* Pulsed de-epithelialisation at 1 Watt, followed by application of non-saturated resorcin solution for a few seconds, is used to eliminate wrinkles from the eyelid

## TIMEDSURGERY

### DIRECT PULSED-MODE PROGRAMME DATA

	Mode	Hundredths of a second	Function	Power Watts	Electromaniple	Monopolar/ Bipolar	Book Section	CD ROM
Elimination of small non-pedunculated neoformations	Direct	Pulsed 5/29	Coag microelectrodes	38 or 50	EM 15	Monopolar	35-36	
Slow pulsed micro-cutting	Direct	Pulsed 0.5/24.5	Cut	38	EM 10 White EM 10 Green	Monopolar	43-44.1 45-46	
<i>Comment:</i> Cutaneous and mucosal microexcisions are almost bloodless, extremely precise and can be sutured.								
Rapid pulsed cutting	Direct	Pulsed 0.3/5.3	Cut	27-38 50-72	EM 10 White	Monopolar	43-44.2 44.3-49	
<i>Comment:</i> Cutaneous and mucosal incisions and excisions can be performed with great precision and almost bloodlessly. The edges of the cut are not scorched, can be sutured and heal rapidly. Rapid pulsed cutting exerts negligible pressure on the tissues. Also used in upper and transconjunctival blepharoplasty as it allows perfect visibility and precise dissection, as well as providing haemostasis.								
Elimination of Birthmarks (timedsurgical resurfacing)	Direct	Pulsed 0.3/5.3	Cut	50 or 100	EM 15	Monopolar	29	
<i>Comment:</i> This new technique looks extremely promising.								